

HID Common Interior Signs

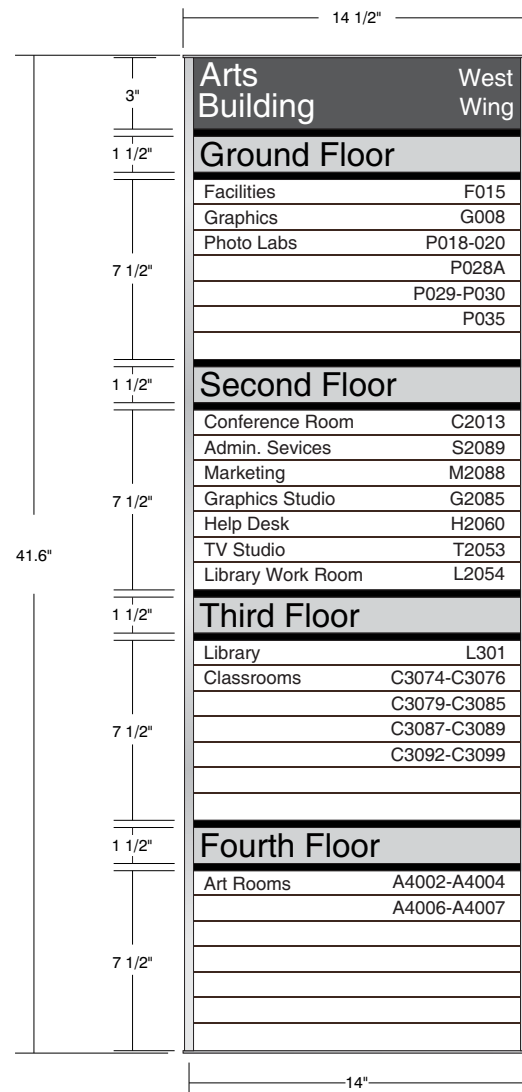
Wall Mount, Single Face

Building Directory

Tall Building Directory

No ADAAG Tactile Copy or Braille Required

(1) 14" x 39" Floor Directory

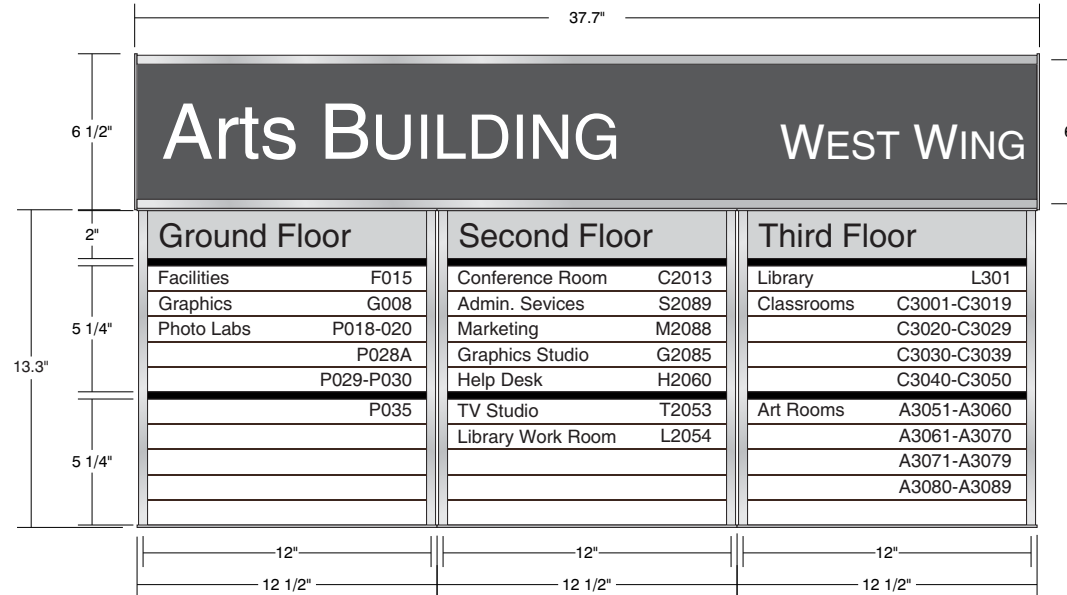


BDT14-H4F

Wide Building Directory

No ADAAG Tactile Copy or Braille Required

(1) 6" x 37 1/2" Header Sign and
(3) 12" x 12 1/2" Floor Directories

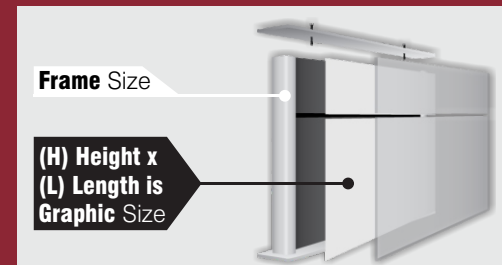


BDW12-H3F

Notes about Building Directory Signs:

- Building Directory Signs have Two Style Options: Flat Front (shown) and Radius Front.
- Lens Heights are 2", 3", 4", 5", 6", 7", 8", 9" and 10".
- Lens Widths are 6", 7", 8", 8 1/2", 10", 11", 12", 14", and 16".
- Aluminum Endcaps are standard. Wood and Cultured Marble are available.
- Building Directory Signs DO NOT require ADAGG Copy or Braille.
- A Paper Insert sits between the Clear lens and Formica backer. It can be supplied by us or printed and installed yourself.

WMP-F SERIES DETAIL



Drawing #

23866-HI-1
Revision 1

System

Building Directory

Date

06.06.13

Scale

1 1/2" = 1'

Drawn By

MDB

Quote Number

XXXXX

Salesperson

Salesperson

Drawing Notes

- All sign components of
- Extruded Aluminum.
 - Clear Matte Acrylic
 - Black Micro Dot Formica
 - Paper Inserts
 - Black Rubber Dividers
 - 5/8" ADAAG Compliant Raised Tactile Copy
 - 1/4" ADAAG Compliant Clear Braille 2 Copy

